

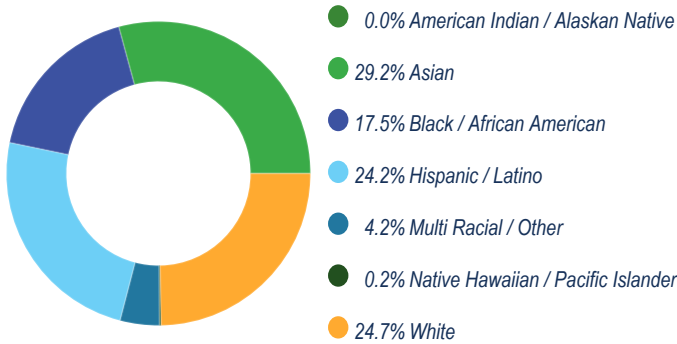


RHAWNURST SCHOOL

2021-22 SCHOOL PROGRESS REPORT ON EDUCATION AND EQUITY

School Code | 8360 Sector | District Network | Network 8
Principal Name | Ms Joy Ellis
Address | 7809 Castor Ave
Phone | 215-400-3220 Website | rhawnhurst.philasd.org/
Report Type | Elementary School Grades in Report | K-5
Admissions Category | Neighborhood
Turnaround Model | N/A
Receives HS Report | No
Oct 1 Enrollment | 599

Student Enrollment and Demographics



679

Total Number of Students Served for
10+ Days Over the Year

9.2%

% Students with IEPs

38.9%

% English Learners

75.1%

% Economically Disadvantaged

Student Attendance

48.2%

% Students Attending at Least 95%
of Instructional Days

67.6%

% Students Attending at Least 90%
of Instructional Days

Score Level	Performance	Improvement	Level
Level 3			
Performance <i>At or Above Target in</i> 44.4 % 4 out of 9 Eligible Metrics			
Improvement Insufficient Data for Score			
Goal Performance (All Students)			
GOAL 1 PSSA ELA % of Students Proficient or Advanced (Grades 3-8) Score: 40.4 % -2.1 pts from 2021-2022 target NOT MEETING no data prior year			
GOAL 2 PSSA ELA % of Students Proficient or Advanced (Grade 3) Score: 48.2 % 8.9 pts above 2021-2022 target MEETING no data prior year			
GOAL 3 PSSA Math % of Students Proficient or Advanced (Grades 3-8) Score: 25.6 % -3.1 pts from 2021-2022 target NOT MEETING no data prior year			
<ul style="list-style-type: none"> Meeting Target Not Meeting Target 			
	American Indian / Alaskan Native Insufficient Data for Score	Insufficient Data for Score	
	Asian Insufficient Data for Score	Insufficient Data for Score	
	Black / African American Insufficient Data for Score	Insufficient Data for Score	
	Hispanic / Latino Insufficient Data for Score	Insufficient Data for Score	
	Multi Racial / Other Insufficient Data for Score	Insufficient Data for Score	
	Native Hawaiian / Pacific Islander Insufficient Data for Score	Insufficient Data for Score	
	White Insufficient Data for Score	Insufficient Data for Score	
	English Learners Insufficient Data for Score	Insufficient Data for Score	
	Students with IEPs Insufficient Data for Score	Insufficient Data for Score	
	Economically Disadvantaged Insufficient Data for Score	Insufficient Data for Score	

Reading/ELA: Every Student Reads On or Above Grade Level

Goal 1 - Reading Grades 3-8

School Code | 8360 School Name | Rhawnhurst School

Goal 1: The percentage of students in grades 3-8 who are proficient on the state ELA assessment will grow from 35.7% in August 2019 to 65.0% by August 2026

PSSA ELA: % of Students Proficient or Advanced, Grades 3-8

All Students, 265 students

Score: 40.4 %



2021-2022 Target: 42.5 %

-2.1 pts from target

2025-2026 Goal: 65.0 %

-24.6 pts from target



- Meeting Target
- Not Meeting Target

American Indian / Alaskan Native

Insufficient Sample

Asian, 89 students

Score: 51.7 %

9.2 pts above target

MEETING

no data prior year



Black / African American, 48 students

Score: 37.5 %

-5.0 pts from target

NOT MEETING

no data prior year



Hispanic / Latino, 60 students

Score: 28.3 %

-14.2 pts from target

NOT MEETING

no data prior year



Multi Racial / Other

Insufficient Sample

Native Hawaiian / Pacific Islander

Insufficient Sample

White, 52 students

Score: 36.5 %

-6.0 pts from target

NOT MEETING

no data prior year



English Learners, 100 students

Score: 28.0 %

-14.5 pts from target

NOT MEETING

no data prior year



Students with IEPs, 30 students

Score: 20.0 %

-22.5 pts from target

NOT MEETING

no data prior year



Economically Disadvantaged, 211 students

Score: 41.7 %

-0.8 pts from target

NOT MEETING

no data prior year



Reading/ELA: Every Student Reads On or Above Grade Level

Goal 2 - Reading Grade 3

School Code | 8360 School Name | Rhawnhurst School

Goal 2: The percentage of 3rd grade students who are proficient on the state ELA assessment will grow from 32.5% in August 2019 to 62.0% by August 2026

PSSA ELA: % of Students Proficient or Advanced, Grade 3

All Students, 85 students

Score: 48.2 %



2021-2022 Target: 39.3 %

8.9 pts above target

2025-2026 Goal: 62.0 %

-13.8 pts from target

MEETING

no data prior year



- Meeting Target
- Not Meeting Target

American Indian / Alaskan Native

Insufficient Sample

Asian, 29 students

Score: 65.5 %

26.2 pts above target

MEETING

no data prior year



Black / African American

Insufficient Sample

Hispanic / Latino, 25 students

Score: 36.0 %

-3.3 pts from target

NOT MEETING

no data prior year



Multi Racial / Other

Insufficient Sample

Native Hawaiian / Pacific Islander

Insufficient Sample

White

Insufficient Sample

English Learners, 27 students

Score: 33.3 %

-6.0 pts from target

NOT MEETING

no data prior year



Students with IEPs

Insufficient Sample

Economically Disadvantaged, 64 students

Score: 51.6 %

12.3 pts above target

MEETING

no data prior year



Math & Science: Every Student Performs On or Above Grade Level

Goal 3 - Math Grades 3-8

School Code | 8360 School Name | Rhawnhurst School

Goal 3: The percentage of students in grades 3-8 who are proficient on the state Math assessment will grow from 21.6% in August 2019 to 52.0% by August 2026

PSSA Math: % Students Proficient or Advanced, Grades 3-8

All Students, 277 students

Score: 25.6 %



2021-2022 Target: 28.7 %

-3.1 pts from target

2025-2026 Goal: 52.0 %

-26.4 pts from target

NOT MEETING

no data prior year

PSSA Science

% of Students Proficient or Advanced in Science (Grades 4 and 8)

56.7 %

51 out of 90 students

American Indian / Alaskan Native

Insufficient Sample

Asian, 90 students

Score: 43.3 %

14.6 pts above target

MEETING

no data prior year

Black / African American, 50 students

Score: 14.0 %

-14.7 pts from target

NOT MEETING

no data prior year

Hispanic / Latino, 69 students

Score: 13.0 %

-15.7 pts from target

NOT MEETING

no data prior year

Multi Racial / Other

Insufficient Sample

Native Hawaiian / Pacific Islander

Insufficient Sample

White, 52 students

Score: 19.2 %

-9.5 pts from target

NOT MEETING

no data prior year

English Learners, 112 students

Score: 20.5 %

-8.2 pts from target

NOT MEETING

no data prior year

Students with IEPs, 30 students

Score: 0.0 %

-28.7 pts from target

NOT MEETING

no data prior year

Economically Disadvantaged, 211 students

Score: 29.9 %

1.2 pts above target

MEETING

no data prior year

Climate, Culture & Opportunity

Guardrail 1 - Welcoming and Supportive Schools

School Code | 8360 School Name | Rhawnhurst School

Guardrail 1: Every school will be a safe, welcoming and healthy place where our students, staff and community want to be and learn each day. This means that our schools will be: 1) environmentally safe and clean; and 2) spaces with inclusive climates that provide students with access to robust social, emotional, and mental health supports.

School Climate Score

Score: 7.4



2021-2022 Target: 7.0
0.4 pts above target

2025-2026 Goal: 7.0
0.4 pts above target



School Climate Survey

7.3/10
Student Rating

9.0/10
Parent Rating

7.0/10
Teacher Rating

School Instruction Score

Score: 7.8



2021-2022 Target: 8.0
-0.2 pts from target

2025-2026 Goal: 8.0
-0.2 pts from target



School Instruction Survey

8.0/10
Student Rating

7.7/10
Parent Rating

7.7/10
Teacher Rating

- Meeting Target
- Not Meeting Target



No



School Has at Least 2 Behavioral/Mental Health Support FTEs per 500 Students

Climate, Culture & Opportunity

Guardrail 1 - Welcoming and Supportive Schools

School Code | 8360 School Name | Rhawnhurst School

Guardrail 1: Every school will be a safe, welcoming and healthy place where our students, staff and community want to be and learn each day. This means that our schools will be: 1) environmentally safe and clean; and 2) spaces with inclusive climates that provide students with access to robust social, emotional, and mental health supports.

% of Students Attending at Least 95% of Instructional Days	% of Students Attending					
<p>All Students: 679 Students</p> <p style="text-align: center;">Score: 48.2 %</p>  <p>2021-2022 Target: 52.9 % -4.7 pts from target</p> <p>2025-2026 Goal: 60.0 % -11.8 pts from target</p> <p>NOT MEETING no data prior year</p>	<p>Greater Than 95% of Instructional Days 48.2 %</p>	<p>90-95% of Instructional Days 19.4 %</p>				
<p>All Students: 679 Students</p> <p style="text-align: center;">Score: 67.6 %</p>  <p>2021-2022 Target: 82.3 % -14.7 pts from target</p> <p>2025-2026 Goal: 94.0 % -26.4 pts from target</p> <p>NOT MEETING no data prior year</p>	<p style="text-align: center;">Additional Metrics</p> <table style="width: 100%; text-align: center;"> <tr> <td data-bbox="1050 933 1470 1169"> <p>50.0%</p> <p><i>% of Teachers Attending at Least 95% of Work Days (Cumulative)</i></p> </td> <td data-bbox="1470 933 2037 1169"> <p>84.2%</p> <p><i>Teacher Annual Retention</i></p> </td> </tr> <tr> <td data-bbox="1050 1169 1470 1372"> <p>93.1%</p> <p><i>% of Teachers Receiving a Proficient MMS Rating</i></p> </td> <td data-bbox="1470 1169 2037 1372"> <p>6.9%</p> <p><i>% of Teachers Receiving a Distinguished MMS Rating</i></p> </td> </tr> </table>		<p>50.0%</p> <p><i>% of Teachers Attending at Least 95% of Work Days (Cumulative)</i></p>	<p>84.2%</p> <p><i>Teacher Annual Retention</i></p>	<p>93.1%</p> <p><i>% of Teachers Receiving a Proficient MMS Rating</i></p>	<p>6.9%</p> <p><i>% of Teachers Receiving a Distinguished MMS Rating</i></p>
<p>50.0%</p> <p><i>% of Teachers Attending at Least 95% of Work Days (Cumulative)</i></p>	<p>84.2%</p> <p><i>Teacher Annual Retention</i></p>					
<p>93.1%</p> <p><i>% of Teachers Receiving a Proficient MMS Rating</i></p>	<p>6.9%</p> <p><i>% of Teachers Receiving a Distinguished MMS Rating</i></p>					

- Meeting Target
- Not Meeting Target

Climate, Culture & Opportunity

Guardrail 2 - Enriching and Well-rounded School Experiences

Guardrail 3 - Partnering with Parents / Family Members

School Code | 8360 School Name | Rhawnhurst School

Guardrail 2: Every student will have a well-rounded education with co-curricular opportunities, including arts and athletics, integrated into the school experience.

Guardrail 3: Every parent and guardian will be welcomed and encouraged to be partners in their child's school community.

% of Students Participating in Visual / Performing Arts

% of Students
Participating in Visual /
Performing Arts

99.8 %

554 out of 555 students

School Relationship Score

Score: 8.0



2021-2022 Target: 8.0
at target

MEETING
2026 GOAL

no data prior year

Additional Metrics



Yes

School Has a SAC/Parent Advisory Group



Yes

School Has a SAC/Parent Advisory Group That Meets Regularly



4

Number of SAC/Parent Advisory Group Meetings

- Meeting Target
- Not Meeting Target

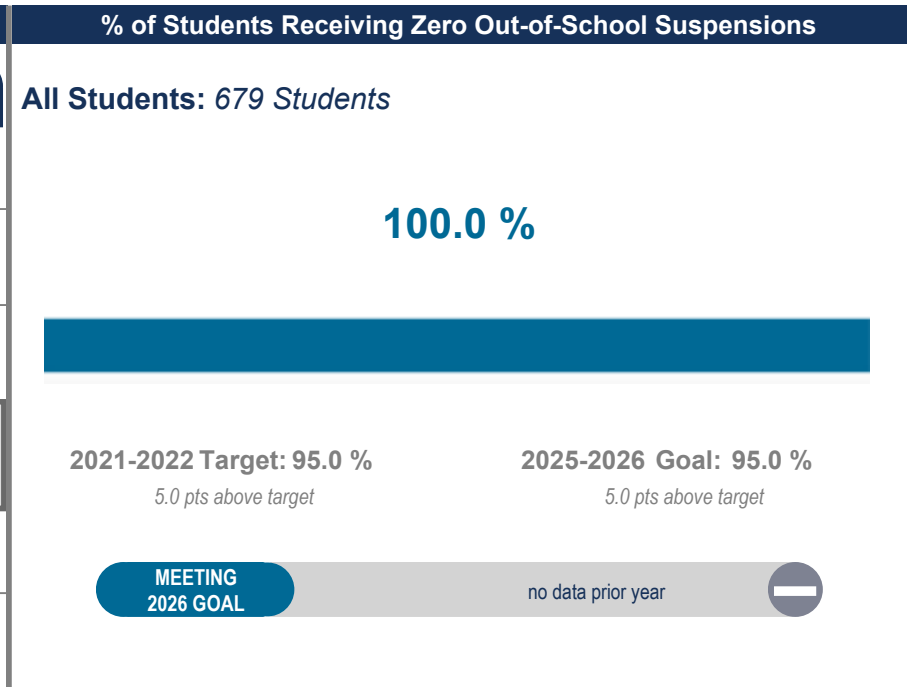
Climate, Culture & Opportunity

Guardrail 4 - Addressing Racist Practices

School Code | 8360 School Name | Rhawnhurst School

Guardrail 4: Our students' potential will not be limited by practices that perpetuate systemic racism and hinder student achievement.

Suspension Disproportionality			
	% of Enrollment (Total Enrollment)		% of Suspensions Given to Each Subgroup
All Students		(599)	
American Indian / Alaskan Native	0.0 %	(0)	Insufficient Sample
Asian	29.2 %	(175)	Insufficient Sample
Black / African American	17.5 %	(105)	Insufficient Sample
Hispanic / Latino	24.2 %	(145)	Insufficient Sample
Multi Racial / Other	4.2 %	(25)	Insufficient Sample
Native Hawaiian / Pacific Islander	0.2 %	(1)	Insufficient Sample
White	24.7 %	(148)	Insufficient Sample
English Learners	38.9 %	(233)	Insufficient Sample
Students with IEPs	9.2 %	(55)	Insufficient Sample
Economically Disadvantaged	75.1 %	(450)	Insufficient Sample



% of Students Qualified to Attend Criteria-Based High Schools

All Students	Black / African American	Hispanic / Latino
Ineligible by Report Type	Ineligible by Report Type	Ineligible by Report Type

- Meeting Target
- Not Meeting Target